

kendila

LOUZA

Table Lamp

Datasheet. V00

Artisanal Collection

www.kendila.com

Project: Type:
Specifier: Date:



KEY FEATURES

- High-precision artisanal design
- Assembly of 200 pieces with 1 mm spacing between each element
- Structure optimized to highlight the natural properties of the wood
- Unique wood grain patterns ensuring each unit is one-of-a-kind

MECHANICAL

Material

Handcrafted Wood

Surface Treatement

Japanese Hassui Ceramic Coating

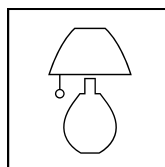
Internal Structure

Aluminium and stainless steel

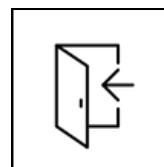
Wood Essence

Thuya Burl, Cyder (New)

APPLICATION

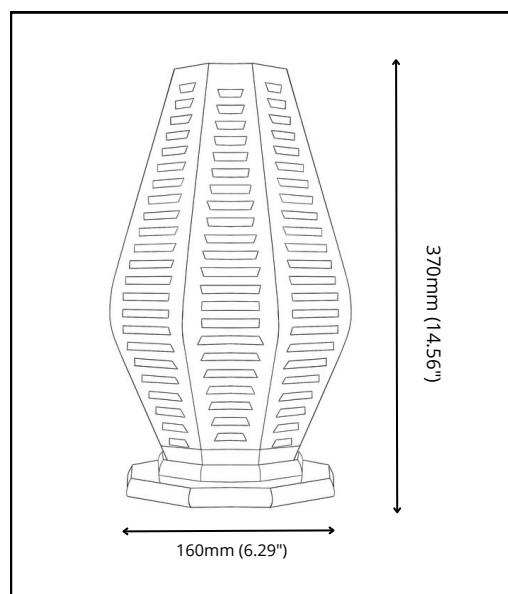


Lampshade



Indoors

DIMENSIONS



ELECTRICAL

Voltage

110-120VAC

Puissance

8W

Dimming

TRIAC

LIGHTING

Light Source

LED E26

Luminous Flux

600lm @ 75lm/W

CCT & CRI

2400K, 2700K, 3000K – 80+CRI



HOW TO SPECIFY

ART	LZA		
Collection	Product	Wood Essence	CCT & CRI
ART Artisanal	LZA Louza	THU Thuya	24KS 2400K/80CRI
		CED Cèdre	27KS 2700K/80CRI
			30KS 3000K/80CRI

TERMS & NOTICE

Kendila reserves the right to change the specification, material and colors at any time without notice. Standard warranty terms and conditions apply.

All dimensions and values on specification sheet are nominal.

- K-SSV00-ART-LOUZA-FR : Juin 2025