

kendila

PRAVIA-L

Pendant Series

Installation. V00

Architectural Collection

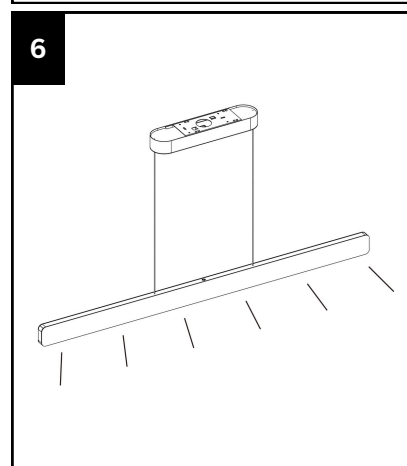
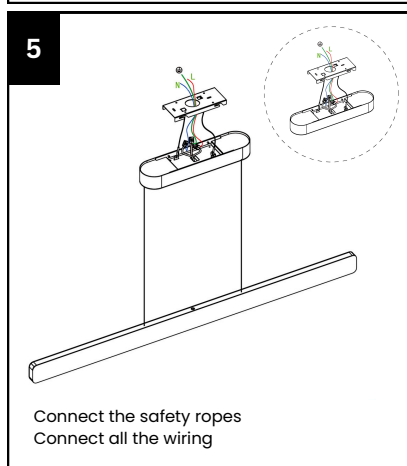
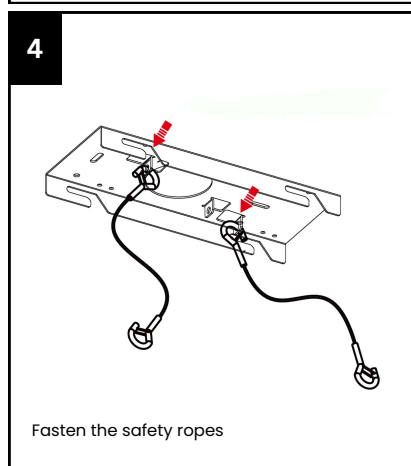
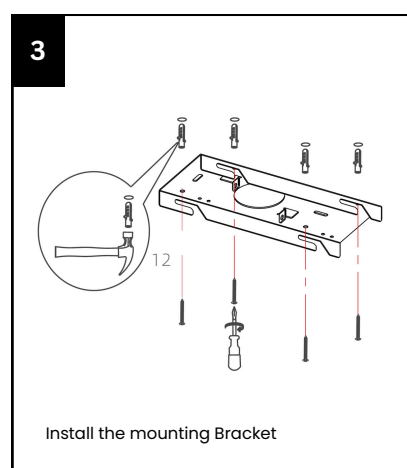
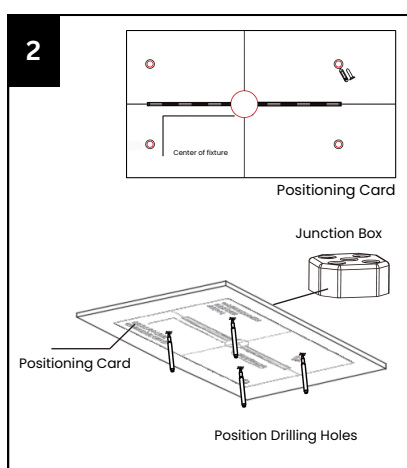
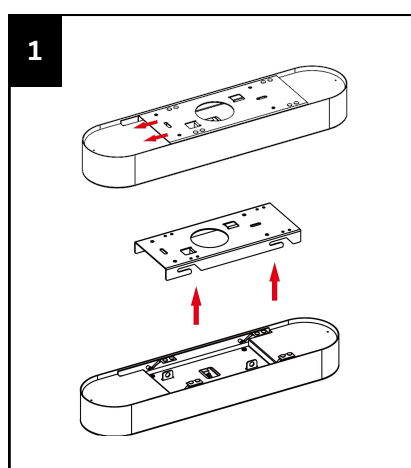
www.kendila.com



BEFORE YOU BEGIN

- **Indoor Use Only:** This product is designed for indoor use and should be kept away from open flames and high-temperature items.
- **Professional Installation Required:** Installation and usage must be performed by qualified electricians.
- **Check for Damage:** Before installation, inspect the product for any transportation damage to ensure timely replacement or return.
- **No Unauthorized Repairs:** Only authorized personnel may disassemble or repair the product. For maintenance, contact our sales team.
- **Cleaning Instructions:** Turn off power before cleaning. Use a dry cloth; do not use chemical or corrosive solvents.
- **Handle with Care:** Proper installation is crucial for performance. The manufacturer is not responsible for damages resulting from improper installation.

INSTALLATION STEPS





IMPORTANT NOTES

- Compliance: Installation must comply with applicable codes and be performed by someone familiar with the product's construction, operation, and associated hazards.
- Note: Adhering to these conditions is crucial to prevent damage to the ring light's lifespan.
- Installation Precautions: Always turn off power before installation. Installation and maintenance should only be conducted by qualified electricians or trained personnel.
- Safety Considerations:
 - Prioritize fire prevention, electrical safety, and shock resistance.
 - Do not cover the fixture with flammable materials.
- Fastening and Connection Guidelines:
 - Ensure all screws and terminals are securely tightened.
 - No loose or improper connections are allowed.

Pay attention to the following points when installing in all methods

- Check whether all connectors are connected well and firmly.
- Check that all power cords are connected correctly.
- All the illustrations in the user instruction are diagrams only.

TERMS & NOTICE

Kendila reserves the right to change the specification, material and colors at any time without notice. Standard warranty terms and conditions apply.

All dimensions and values on specification sheet are nominal.

- K-ISV00-ARC-PRAVIA-L-EN : May 2025